

Grant Park Dynamic Allocation Fund GPKAX | GPKIX

A mutual fund designed for advisors seeking to strengthen equity growth with the potential for enhanced risk-reward. The Fund seeks to provide positive absolute returns.

www.grantparkfunds.com

800.217.7955



REASONS TO INVEST



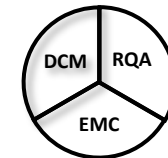
Growth Oriented

Augment equity portfolios while seeking to reduce overall risk.



Stacked Risk Premia

Multiple returns and risks attempt to enhance performance.



Multi-Advisors

Complementary experienced managers and strategies.

FUND OVERVIEW

- ❖ The **Grant Park Dynamic Allocation Fund** combines multiple experienced managers and active strategies.
- ❖ Seeks to **complement** equity investments and improve risk-reward profile.
- ❖ Executes **quantitative strategies** across diversified markets.
- ❖ Portfolio is comprised of **actively managed** long/short futures and ETFs.

GLOBAL MARKETS

Equities

Rapidly adjusts to market expansion or contraction.

Currencies

Capitalizes on opportunities created by economic events.

Commodities

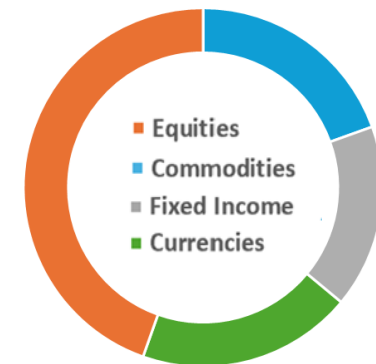
Provides access to markets that are not easily accessible.

Fixed Income

Active management in a shifting interest rate environment.

INVESTMENT SECTORS

As of 1/2/2025



STACKED RISK PREMIA

The **Grant Park Dynamic Allocation Fund** utilizes a stacked **risk premia** approach, which combines **multiple** sources of **risks** and **returns** to seek greater diversification and enhanced returns.

	Description	Benefit
Tactical Alpha	A mix of momentum and trend systems analyze data to generate long or short investments.	Provides the potential to profit in rising and falling markets.
Dynamic Beta	Equity exposure dynamically responds to shifting market conditions.	Potential for rapidly increasing or decreasing risk in rising or falling markets.
Active Allocations	Portfolio positions across sectors actively adjust to market conditions.	Actively manages risk to pursue an enhanced Sharpe ratio.

The Fund's stacked risk premia approach attempts to capture growth during rising markets while benefiting from diversification and active management in bearish cycles.

MULTI-ADVISOR OVERVIEW

The Grant **Park Dynamic Allocation Fund** allocates to trading advisors with divergent return streams. The advisors typically have a low correlation to each other due to varying trading opportunities.

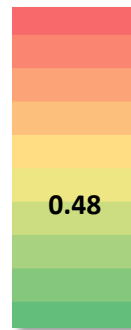
Richmond Quantitative Advisors
www.richmondquant.com

Commodities
Equities
Fixed Income

Comprised of multiple quantitative strategies

- Long-only tactical trading
- Long-short trading
- Dynamic beta overlay

Low Intra-manager correlation

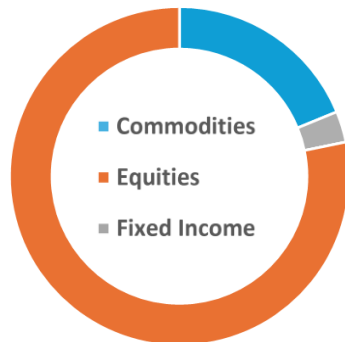


EMC Capital Advisors
www.emccta.com

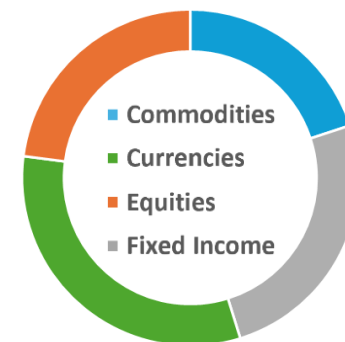
Commodities
Equities
Fixed Income
Currencies

Long and short in 70 markets

- Quantitative models identify trades
- Dedicated long-bias strategy in select equity, fixed income, and commodity markets



Allocations as of
1/2/2025



MULTI-ADVISOR INTEGRATION

The **Grant Park Dynamic Allocation Fund** allocates to multiple managers that apply quantitative analysis to identify global asset opportunities.



Performance Overview	2025 Q1	2025 YTD	Since Inception*
Without Max Sales Charge			
Class I (GPKAX)	-	-	-
With Max Sales Charge**			
Class A (GPKIX)	-	-	-

*Inception date: 12/27/2024

**The maximum sales charge (load) for Class A is 5.75%.

The performance data quoted here represents past performance. For performance data current to the most recent month end, please call toll-free 855.501.4758 or visit our website, grantparkfunds.com. Current performance may be lower or higher than the performance data quoted above. Past performance is no guarantee of future results. The investment return and principal value of an investment in the Fund will fluctuate so that investors' shares, when redeemed, may be worth more or less than their original cost. The Fund's total annual operating expenses are 2.03%, and 1.78% for Class A and I respectively. The advisor has contractually agreed to waive management fees and to make payments to limit fund expenses, until at least January 31, 2026. Please review the Fund's prospectus for more information regarding the Fund's fees and expenses, including other share classes.

Class	Ticker ¹	Cusip	Investment Minimum ²	Maximum Sales Charge	Total Expense ⁵	Net Expense ⁵	12b-1	Redemption Fee ³
A	GPKAX	66538J 274	\$2,500	5.75%	2.03%	1.87%	0.25%	1.00%
I	GPKIX	66538J 266	\$2,500	None	1.78%	1.62%	None	1.00%

¹ Inception date of share classes A, and I is 12/27/2024

² Subsequent investments in A class is \$100. Subsequent investments in I class is \$1000

³ Redemption fee is assessed on redemptions of shares that have been held for less than 60 days. In addition, proceeds wired to your bank account may be subject to a \$15 fee

⁴ The load may be waived at the discretion of the Advisor

⁵ The advisor has contractually agreed to waive management fees and to make payments to limit fund expenses, until at least 1/31/2026.

Fund Facts

The Grant Dynamic Allocation Fund is distributed by Northern Lights Distributors, LLC, a FINRA/SIPC member. Dearborn Capital Management, LLC is not affiliated with Northern Lights Distributors, LLC.

The maximum sales charge (load) for Class A is 5.75%. Class A Share investors may be eligible for a reduction in sales charges. See prospectus for more information. For performance information current to the most recent month-end, please call toll-free 855.501.4758. Managed futures exposures are subject to change at any time.

Capsule performance information reported pursuant to National Futures Association Rule 2-34 and CFTC Regulations, and other information about the Fund's investments can be found at grantparkfunds.com.

Important Risk Information

MUTUAL FUNDS INVESTING INVOLVES RISK INCLUDING POSSIBLE LOSS OF PRINCIPAL.

Investors should carefully consider the investment objectives, risks, charges and expenses of the Grant Park Dynamic Allocation Fund. This and other important information about the Fund is contained in the Prospectus, which can be obtained by calling 855.501.4758. The Prospectus should be read carefully before investing. The Grant Park Dynamic Allocation Fund is distributed by Northern Lights Distributors, LLC., member FINRA/SIPC. Dearborn Capital Management is not affiliated with Northern Lights Distributors, LLC.

There is no assurance that the fund will achieve its investment objectives. Investing in the commodities markets may subject the Fund to greater volatility than investments in traditional securities. There is a risk that issuers and counterparties will not make payments on securities and other investments held by the Fund, resulting in losses to the Fund. Derivative instruments involve risks different from, or possibly greater than, the risks associated with investing directly in securities and other traditional investments. There could be an imperfect correlation between the change in market value of the instruments held by the Fund and the price of the forward or futures contract or the Fund may have to sell at a disadvantageous time. The success of hedging strategies depends on the advisor's or sub-advisor's ability to correctly assess the correlation between the instrument and portfolio being hedged and may result in loss.

In general, the price of a fixed income and U.S Government security falls when interest rates rise. Currency trading risks include market risk, credit risk and country risk. Investments in foreign securities could subject the Fund to greater risks including, currency fluctuation, economic conditions, and different governmental and accounting standards.

Sovereign Debt investments are subject to the risk that a governmental entity may delay or refuse to pay interest or repay principal. Using derivatives to increase the Fund's combined long and short exposure creates leverage, which can magnify the Fund's potential gain or loss. Short positions may be considered speculative transactions and involve special risks, including greater reliance on the advisor's ability to accurately anticipate the future value of a security or instrument.

Underlying funds are subject to investment advisory and other expenses, which will be indirectly paid by the Fund. As a result, the cost of investing in the Fund will be higher than the cost of investing directly in an underlying fund. By investing in commodities indirectly through the Subsidiary, the Fund will obtain exposure to the commodities markets within the federal tax requirements that apply to the Fund, which may be taxed at less favorable rates than capital gains. The Subsidiary will not be registered under the Investment Company Act of 1940 ("1940 Act") and, unless otherwise noted in the Prospectus, will not be subject to all of the investor protections of the 1940 Act. Certain Fund investments may be difficult to purchase or sell, preventing the Fund from selling such illiquid securities at an advantageous time or price. The Fund may have investments that appreciate or depreciate significantly in value over short periods of time, causing the Fund's value per share to increase or decline over short periods of time.

Glossary

Alpha: Alpha is a measure of the excess return of an investment relative to the return of a benchmark index.

Beta: Beta is a measure of the volatility or systematic risk of a security compared to the market as a whole.

Correlation: A statistical measure of the degree to which two securities move in relation to each other. Correlations are computed as the correlation coefficient, which has a value that must fall between -1.0 and +1.0.

Momentum: A quantitative investment approach that attempts to identify the early emergence of a price trend.

MSCI All World Index: Represents performance of the full opportunity set of large and mid cap stocks across 23 developed and 26 emerging markets.

Risk Premia: An investment approach that captures market returns associated with specific risk factors in a diversified, efficient, and risk-conscious manner.

Standard & Poor's 500 Total Return Index: A weighted index consisting of the 500 stocks in the S&P 500 Index, which are chosen by Standard & Poor's based on industry representation, liquidity, and stability. The stocks in the S&P 500 Index are not the 500 largest companies, rather the index is designed to capture the returns of many different sectors of the U.S., economy. The Total Return calculation includes the price-plus-gross cash dividend return. Investors cannot directly invest in an index and unmanaged index returns do not reflect any fees, expenses or sales charges.

Trend: A quantitative investment approach that attempts to confirm an established price trend.