

# GRANT PARK MULTI ALTERNATIVE STRATEGIES

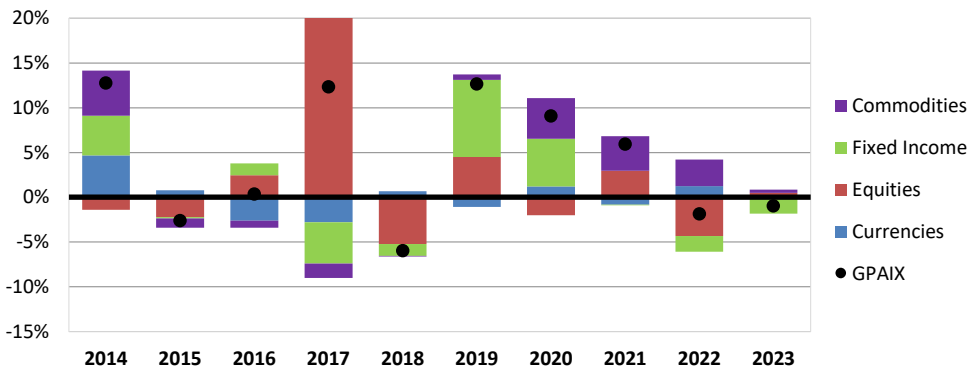
**Objective:** The Fund seeks to provide positive absolute returns.

GPAAX, GPACX, GPAIX, GPANX

Q1 2023

## Diversified Returns. Global Markets. Active Management.

**Diversified Sector Returns**  
GPAIX Performance Attribution by Sector  
Jan 2014 - Mar 2023



### Investment Philosophy

- Pursue competitive, risk-adjusted returns.
- Maintain low correlations to equity and fixed income investments.
- Operate strict risk management.

### Advisor

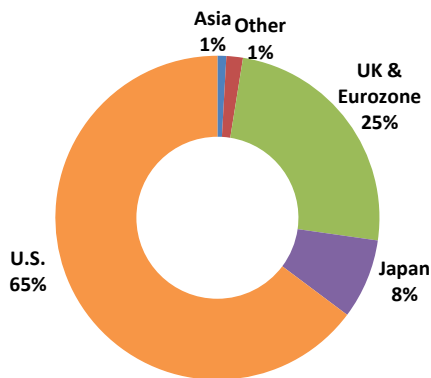
*Dearborn Capital Management, LLC*  
Since 1989, Dearborn has continuously offered investors liquid alternative investments.

### Sub-advisor

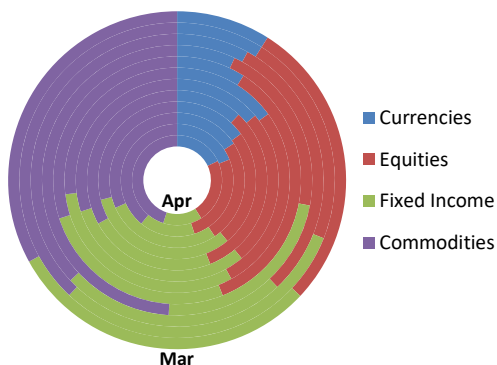
*EMC Capital Advisors, LLC*  
Since 1989, EMC has continuously researched, developed, and operated a series of alternative investment programs.

**Fund inception:** Dec 31, 2013

**Global Markets**  
Regional Exposure\*  
On Mar 31, 2023



**Active Management**  
Sector Exposure by Month\*  
Apr 2022 – Mar 2023



\*Regional and sector exposures change frequently and are reported at month end.  
This information should not be considered a recommendation to buy and sell securities.

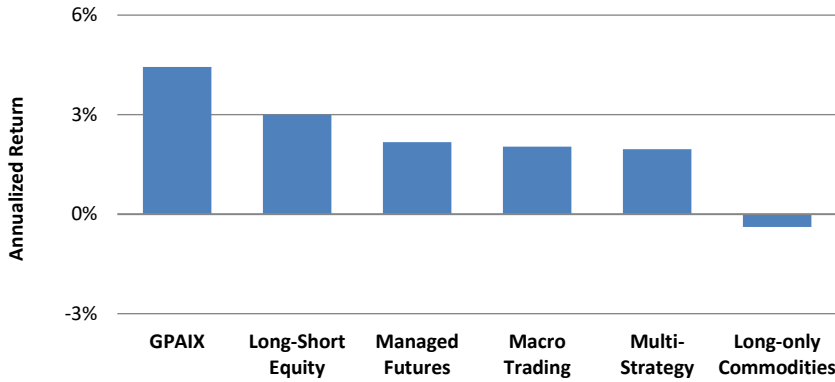
All charts prepared by Dearborn Capital Management. For performance data current to the most recent month end, please call toll-free 855.501.4758 or visit our website, grantparkfunds.com. Current performance may be lower or higher than the performance data quoted above. Past performance is no guarantee of future results. The investment return and principal value of an investment in the Fund will fluctuate so that investors' shares, when redeemed, may be worth more or less than their original cost. The Fund's total annual operating expenses are 1.71%, 2.46%, 1.46%, and 1.71% for Class A, C, I and N respectively. Please review the Fund's prospectus for more information regarding the Fund's fees and expenses, including other share classes.

## Low Correlation. Competitive Returns.

### Long-term Returns and Diversification

GPAIX vs. Morningstar Alternative Investment Categories

Jan 2014 – Mar 2023



*Long-term positive returns and diversification.*

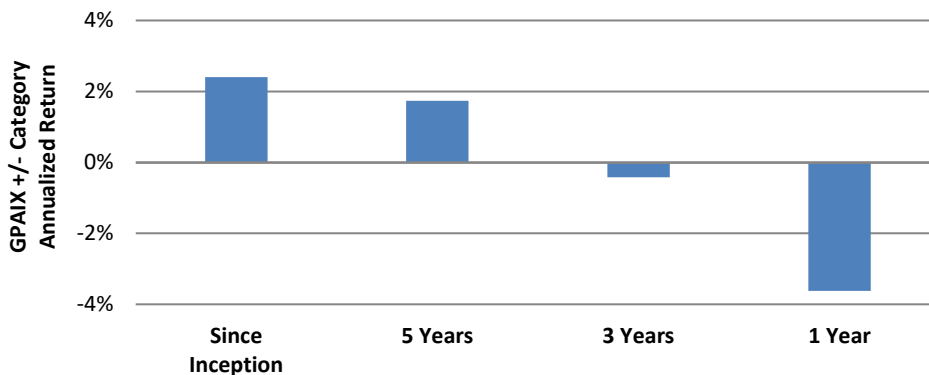
S&P 500 Correlation	GPAIX	Long-Short Equity	Managed Futures	Macro Trading	Multi-Strategy	Long-only Commodities
	0.33	0.97	-0.02	0.80	0.88	0.48

*Past performance is no guarantee of future results.*

### Competitive Performance

GPAIX vs. Morningstar Macro Trading Category

Jan 2014 – Mar 2023



*Consistently outperformed category.*

## Independent returns provided diversification and minimized downside risk.

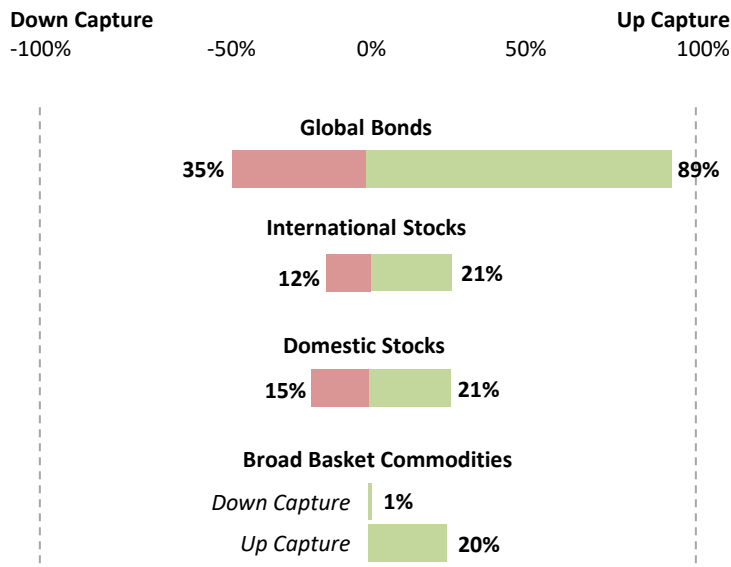
### GPAIX Value Quadrant

GPAIX Returns, Volatility, Correlation, and Beta  
Jan 2014 – Mar 2023

Attractive Risk-reward		Portfolio Diversification	
<b>Positive Returns</b>		<b>Low Correlation</b>	
		S&P 500	Global Agg*
3-Year:	+3.39%	3-Year	0.55      0.32
Inception	+4.44%	Inception	0.33      0.39
<b>Low Volatility</b>		<b>Low Beta</b>	
		S&P 500	Global Agg*
3-Year	5.81%	3-Year	0.17      0.23
Inception	7.44%	Inception	0.16      0.49

### Minimized Downside Risk

GPAIX Up/Down Capture vs. bonds, stocks, and commodities\*  
Jan 2014 – Mar 2023



\*Global bonds: Barclays Global Agg Index; International stocks: MSCI World Index; Domestic Stocks: S&P 500 TR Index; Commodities: Morningstar Broad Basket Commodities

All charts prepared by Dearborn Capital Management. The indices shown are for informational purposes only and are not reflective of any investment. As it is not possible to invest in the indices, the data shown does not reflect or compare features of an actual investment, such as its objectives, costs and expenses, liquidity, safety, guarantees or insurance, fluctuation of principal or return, or tax features. Past performance is no guarantee of future results. Diversification does not assure a profit or protect against loss in a declining market.

**Performance Overview**

As of 3/31/2023

	Q1	1 Year	3 Year	5 Year	Since Inception*
<b>Without Max Sales Charge</b>					
Class I (GPAIX)	-0.96%	-6.28%	3.39%	3.99%	4.44%
<b>With Max Sales Charge**</b>					
Class A (GPAAX)	-6.63%	-11.90%	1.12%	2.50%	3.49%

\*Inception date: 12/31/2013

\*\*The maximum sales charge (load) for Class A is 5.75%.

The performance data quoted here represents past performance. For performance data current to the most recent month end, please call toll-free 855.501.4758 or visit our website, grantparkfunds.com. Current performance may be lower or higher than the performance data quoted above. Past performance is no guarantee of future results. The investment return and principal value of an investment in the Fund will fluctuate so that investors' shares, when redeemed, may be worth more or less than their original cost. The Fund's total annual operating expenses are 1.71%, 2.46%, 1.46%, and 1.71% for Class A, C, I and N respectively. The advisor has contractually agreed to waive management fees and to make payments to limit fund expenses, until at least January 31, 2024. Please review the Fund's prospectus for more information regarding the Fund's fees and expenses, including other share classes.

Class	Ticker <sup>1</sup>	Cusip	Investment Minimum <sup>2</sup>	Maximum Sales Charge	Total Expense <sup>5</sup>	12b-1	Redemption Fee <sup>3</sup>
A	GPAAX	665388 768	\$2,500	5.75% <sup>4</sup>	1.71%	0.25%	1.00%
C	GPACX	665388 750	\$2,500	None	2.46%	1.00%	1.00%
I	GPAIX	665388 743	\$100,000	None	1.46%	None	1.00%
N	GPANX	665388 735	\$2,500	None	1.71%	0.25%	1.00%

<sup>1</sup> Inception date of share classes A, C, I and N is 12/31/13

<sup>2</sup> Subsequent investments in A, C, N class is \$100. Subsequent investments in I class is \$1000

<sup>3</sup> Redemption fee is assessed on redemptions of shares that have been held for less than 60 days. In addition, proceeds wired to your bank account may be subject to a \$15 fee

<sup>4</sup> The load may be waived at the discretion of the Adviser

<sup>5</sup> The advisor has contractually agreed to waive management fees and to make payments to limit fund expenses, until at least 1/31/2024.

**MUTUAL FUNDS INVOLVE RISK INCLUDING POSSIBLE LOSS OF PRINCIPAL.**

Investors should carefully consider the investment objectives, risks, charges and expenses of the Grant Park Multi Alternative Strategies Fund. This and other important information about the Fund is contained in the Prospectus, which can be obtained by calling 855.501.4758. The Prospectus should be read carefully before investing. The Grant Park Multi Alternative Strategies Fund is distributed by Northern Lights Distributors, LLC., member FINRA/SIPC. Dearborn Capital Management is not affiliated with Northern Lights Distributors, LLC.

Investing in the commodities markets may subject the Fund to greater volatility than investments in traditional securities. There is a risk that issuers and counterparties will not make payments on securities and other investments held by the Fund, resulting in losses to the Fund. Derivative instruments involve risks different from, or possibly greater than, the risks associated with investing directly in securities and other traditional investments. There could be an imperfect correlation between the change in market value of the instruments held by the Fund and the price of the forward or futures contract or the Fund may have to sell at a disadvantageous time.

3102-NLD-4/17/2023

The success of hedging strategies depends on the advisor's or sub-advisor's ability to correctly assess the correlation between the instrument and portfolio being hedged and may result in loss. In general, the price of a fixed income and U.S Government security falls when interest rates rise. Currency trading risks include market risk, credit risk and country risk. Investments in foreign securities could subject the Fund to greater risks including, currency fluctuation, economic conditions, and different governmental and accounting standards. Sovereign Debt investments are subject to the risk that a governmental entity may delay or refuse to pay interest or repay principal. Using derivatives to increase the Fund's combined long and short exposure creates leverage, which can magnify the Fund's potential gain or loss.

Short positions may be considered speculative transactions and involve special risks, including greater reliance on the advisor's ability to accurately anticipate the future value of a security or instrument. Underlying funds are subject to investment advisory and other expenses, which will be indirectly paid by the Fund. As a result, the cost of investing in the Fund will be higher than the cost of investing directly in an underlying fund.

By investing in commodities indirectly through the Subsidiary, the Fund will obtain exposure to the commodities markets within the federal tax requirements that apply to the Fund, which may be taxed at less favorable rates than capital gains. The Subsidiary will not be registered under the Investment Company Act of 1940 ("1940 Act") and, unless otherwise noted in the Prospectus, will not be subject to all of the investor protections of the 1940 Act.

Certain Fund investments may be difficult to purchase or sell, preventing the Fund from selling such illiquid securities at an advantageous time or price. The Fund may have investments that appreciate or depreciate significantly in value over short periods of time, causing the Fund's value per share to increase or decline over short periods of time.

**Standard & Poor's 500 Total Return Index:** A weighted index consisting of the 500 stocks in the S&P 500 Index, which are chosen by Standard & Poor's based on industry representation, liquidity, and stability. The stocks in the S&P 500 Index are not the 500 largest companies, rather the index is designed to capture the returns of many different sectors of the U.S., economy. The Total Return calculation includes the price-plus-gross cash dividend return. Investors cannot directly invest in an index and unmanaged index returns do not reflect any fees, expenses or sales charges.

**Long/Short Equity:** An investment strategy generally associated with hedge funds. It involves buying equities that are expected to increase in value and selling short equities that are expected to decrease in value.

**Multialternative:** Funds that use a combination of alternative strategies such as taking long and short positions in equity and debt, trading futures, or using convertible arbitrage, among others.

**Macro Trading:** Macro trading strategies, using either systematic or discretionary methods, look for investment opportunities by studying such factors as global economy, government policies, interest rates, inflation and market trends. As opportunists, these funds are not restricted by asset class and may invest across such disparate assets as global equities, bonds, currencies and commodities, and make extensive use of derivatives. Although these strategies aim to provide returns that are not correlated to traditional market indexes over a full market cycle, they can take significant directional long or short positions on any asset class over short periods and may have relatively high portfolio turnover.

**Managed Futures:** Portfolios made up of actively managed futures contracts designed to provide portfolio diversification. Funds trade long/short and provide exposure to traditional and non-traditional asset classes.

**Broad Basket Commodities:** Long only strategy that tracks the price of goods including but not limited to grains, minerals, metals, livestock, cotton, oils, sugar, coffee and cocoa.

**MSCI All World Index:** Represents performance of the full opportunity set of large- and mid-cap stocks across 23 developed and 26 emerging markets.

**Barclays Global Agg Bond Index:** Measures global investment grade debt from twentyfour local currency markets. This multi-currency benchmark includes treasury, government-related, corporate and securitized fixed-rate bonds from both developed and emerging markets issuers